



Ridder Growing Solutions B.V.
Honderdland 131
2676 LT
Maasdijk

Telephone: +31(0)153620300
E-mail: Info@Ridder.com
Web: <http://www.Ridder.com>



Project number:
Dealer name:
Dealer reference:
Dealer contact person:
Offer subject:
Offered by:

Machine type: FMX-Go! Control panel [3P400V+N+PE/60Hz]
Machine series: FMX-Go!
Machine number: 85045012
Machine nominal supply voltage: [3x400V+N+PE/60Hz]
Machine nominal supply current: 7,78 [A]
Machine connected load: 4575 [VA]
Machine cos phi: 0,90
Machine maximum pre-fuse: 32 [A]

Corporation name:
Corporation address:
Postal code:
Domicile/city:
Region:
Country:
Contact person:
Telephone number:


Project name: 85045012EAS010 FMX-Go! Control panel [3P400V+N+PE_60Hz]
Project status: [As Build]
Project template: 85045012EAS009 FMX-Go! Control panel [3P400V+N+PE_60Hz]
Project initial date: 23/06/2023
Project designed by: MBL
Document number: 85045012EAS009
Page number: 1
Number of pages: 15

Notice 1: [CTO]
Notice 2:
Notice 3:

NEN-EN-IEC 60204-1:2006

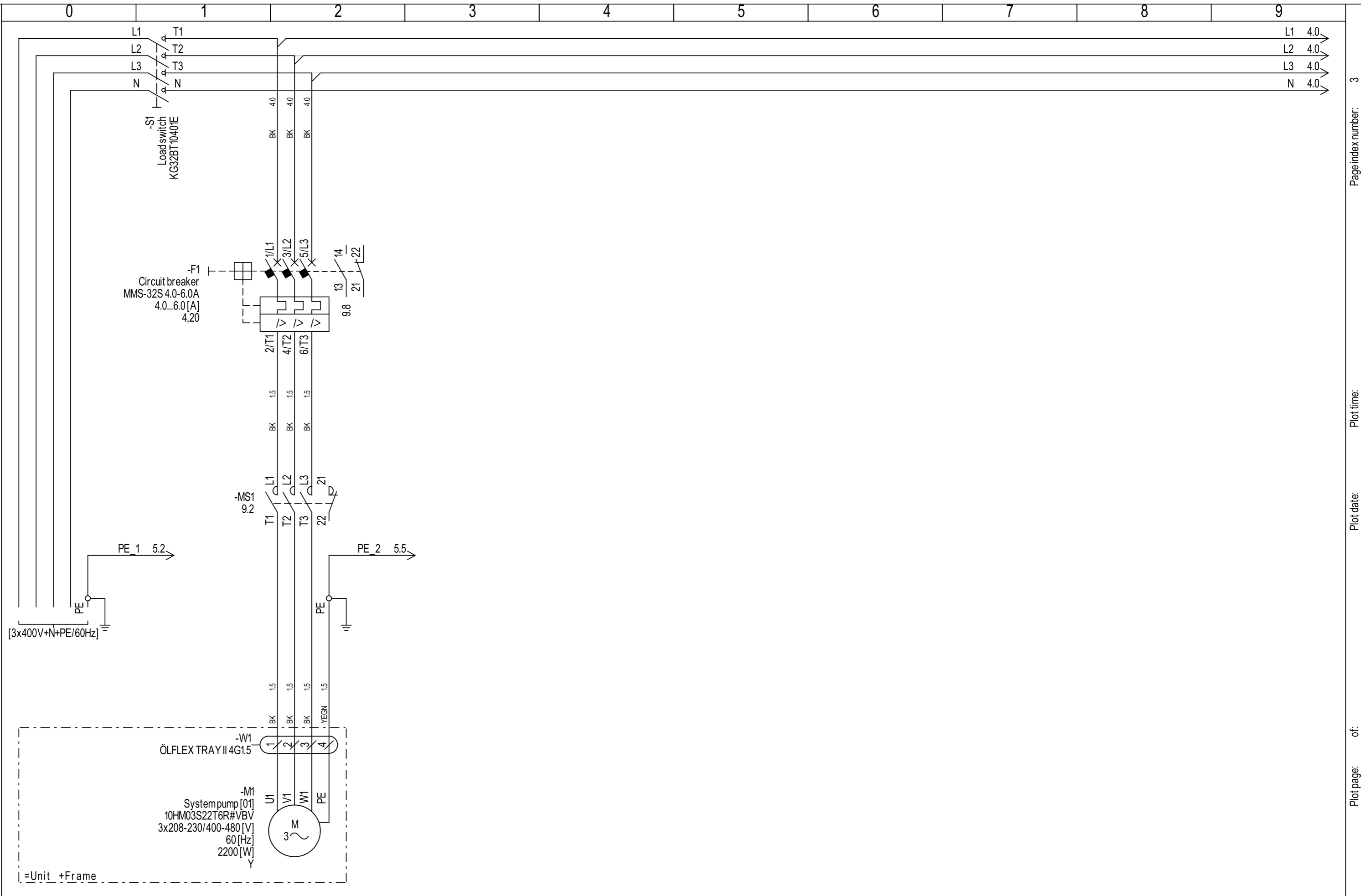
Color	Abbreviation	Power circuit
Black	BK	Mains voltage phase
Blue	BU	Mains voltage null
Yellow/green	YEGN	Ground [Systeem ground]
Control circuit		
Red	RD	Control circuit DC24V plus
Blue	BU	Control circuit DC24V min
White	WH	Control circuit DC24V switched
Brown	BN	Control circuit AC24V phase
Yellow	YE	Control circuit AC24V null
Grey	GY	Control circuit AC24V switched
Alarm circuit		
Orange	OG	Signaling and alarm

Wire gauge designation in [mm²]



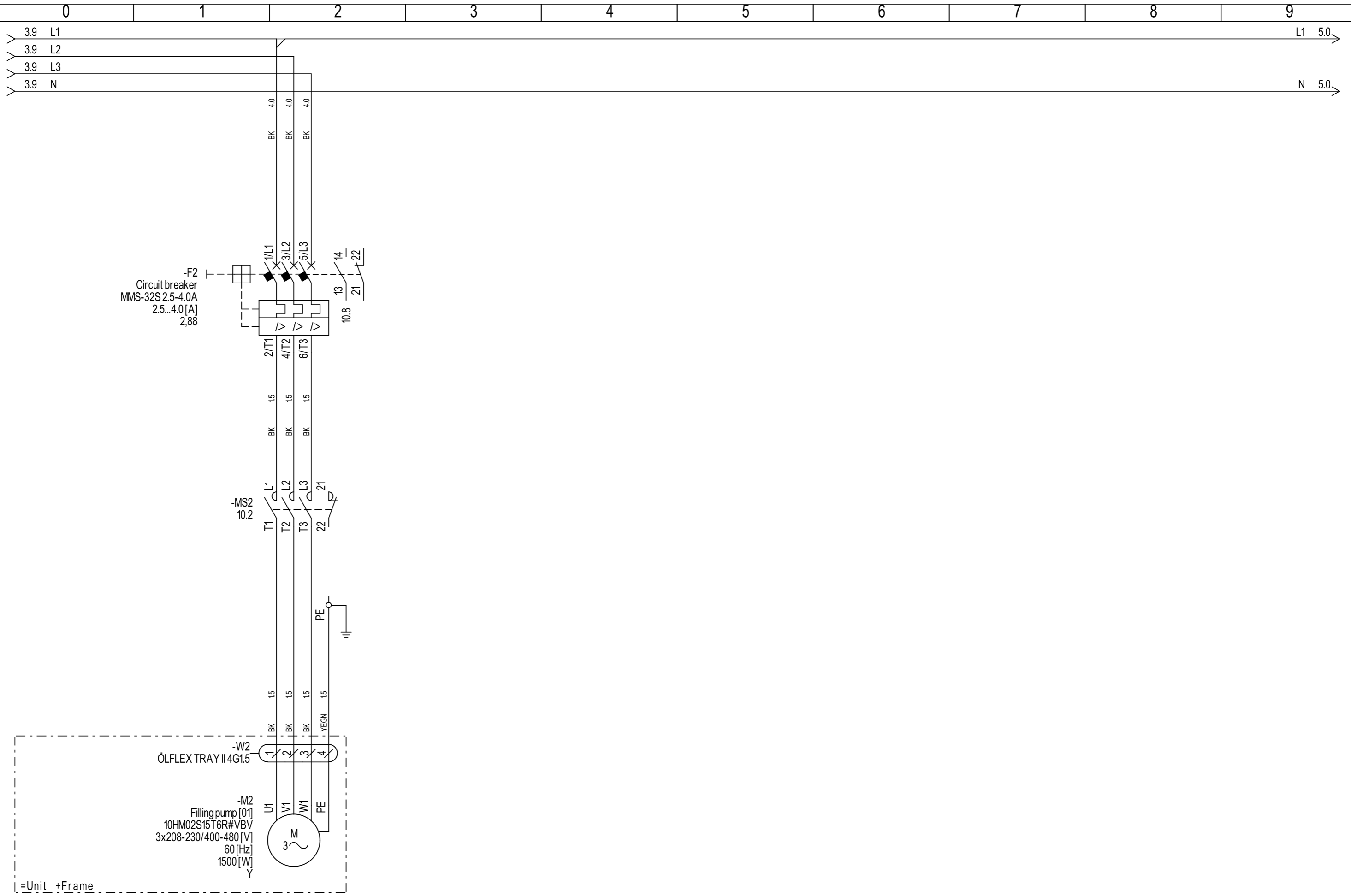
Originating from page	Optional (-)
Standards	
Motor starter filling pump	



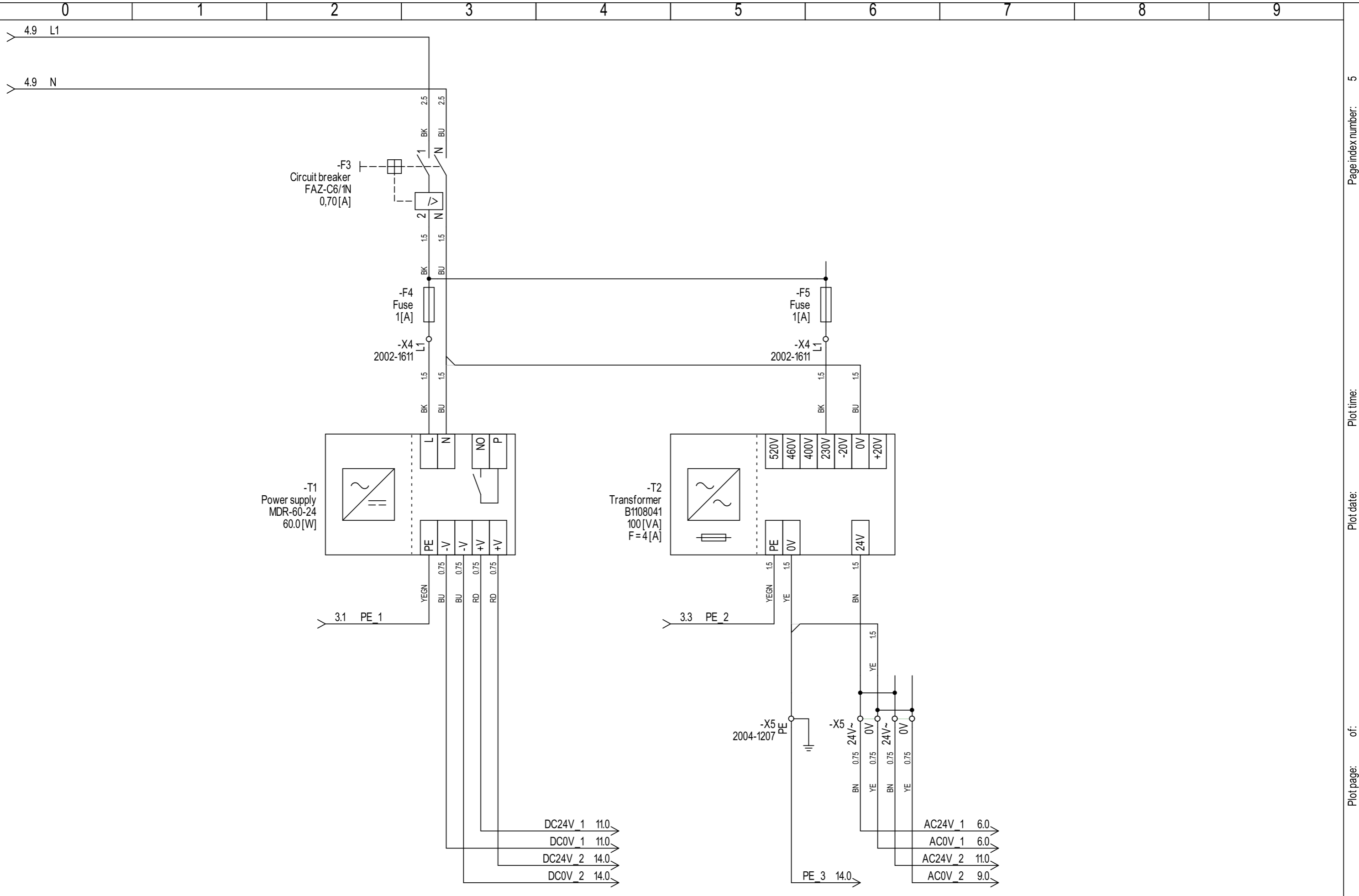


Project file:	85045012EAS010 FMX-Go! Control panel [3P400V+N+PE_60Hz]		Page initial date:	23/06/2023	Symbol scale:	1:1	Page:	3
Project number:	=Unit		Project initial date:	23/06/2023	Page designed by:	MBL	Drawing scale:	1:1 of: 15
URL:	http://www.Ridder.com		Project designed by:	MBL	Page revision date:		Page index:	
Document number:	85045012EAS009		Product (-):	-Motor starter system pump	Project status:	[AsBuild]	Page revision:	

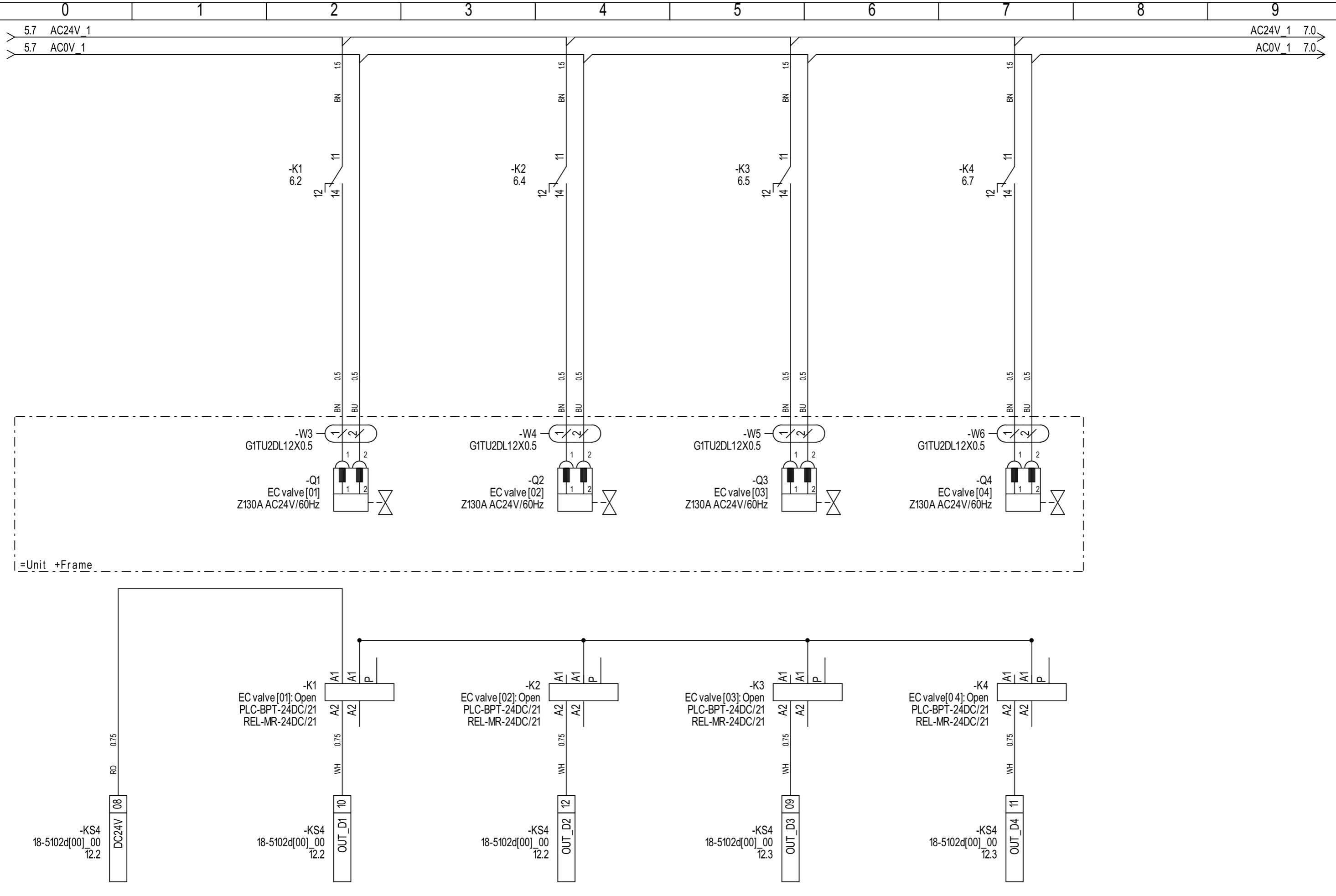
Page index number: 3
Plot time:
Plot date:
Plot page: of:




Project file:	85045012EAS010 FMX-Go! Control panel [3P400V+N+PE_60Hz]	Page initial date:	23/06/2023	Symbol scale:	1:1	Page:	4
Project number:	=Unit	Project initial date:	23/06/2023	Page designed by:	MBL	of:	15
URL:	http://www.Ridder.com	Project designed by:	MBL	Page revision date:		Page index:	
Document number:	85045012EAS009	Product (-):	-Motor starter filling pump	Project status:	[As Build]	Page revision:	



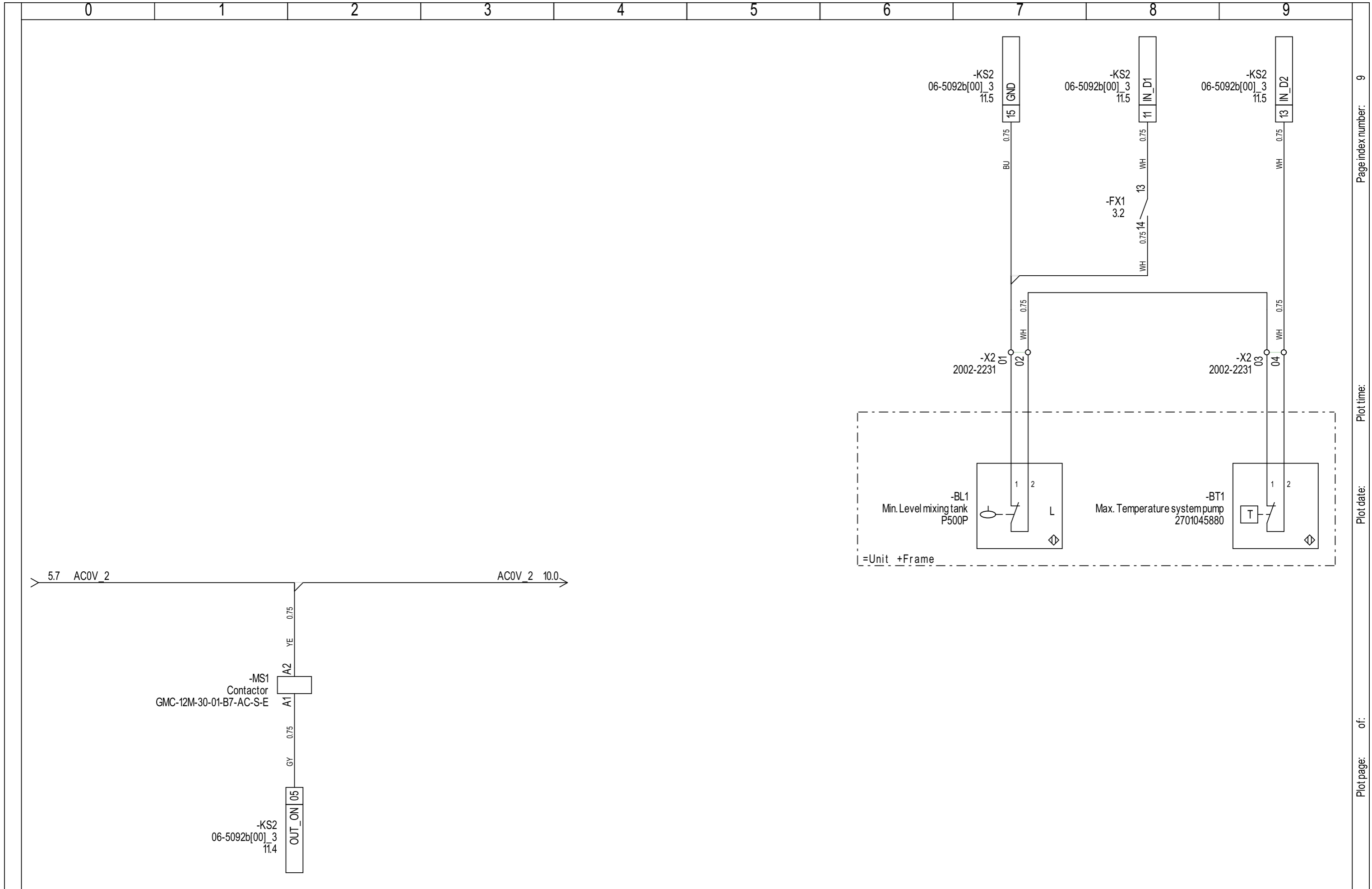
Project file:	85045012EAS010 FMX-Go! Control panel [3P400V+N+PE_60Hz]		Page initial date:	23/06/2023	Symbol scale:	1:1	Page:	5
Project number:	Function (=): =Unit		Project initial date:	23/06/2023	Page designed by:	MBL	Drawing scale:	1:1 of: 15
URL:	http://www.Ridder.com		Project designed by:	MBL	Page revision date:		Page index:	
Document number:	85045012EAS009		Project status:	[As Build]	Page revision:			
	Location (+): +Main cabinet							
	Product (-): -Control power							



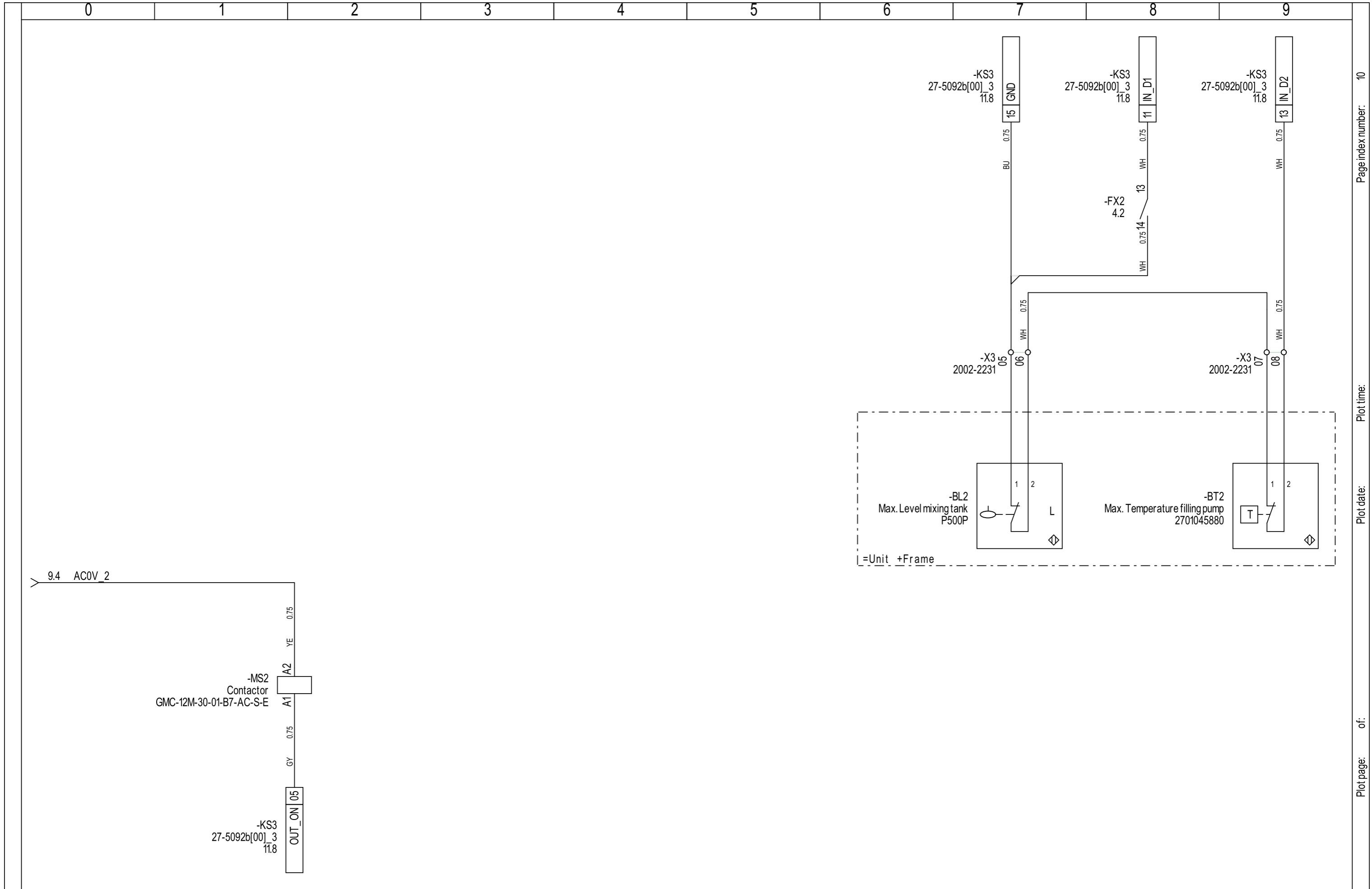
Project file:	85045012EAS010 FMX-Go! Control panel [3P400V+N+PE_60Hz]		Page initial date:	23/06/2023	Symbol scale:	1:1	Page:	6
Project number:	Function (=): =Unit		Project initial date:	23/06/2023	Page designed by:	MBL	Drawing scale:	1:1 of: 15
URL:	http://www.Ridder.com		Project designed by:	MBL	Page revision date:		Page index:	
Document number:	85045012EAS009		Product (-):	-EC dosage channel [01...04]	Project status:	[As Build]	Page revision:	



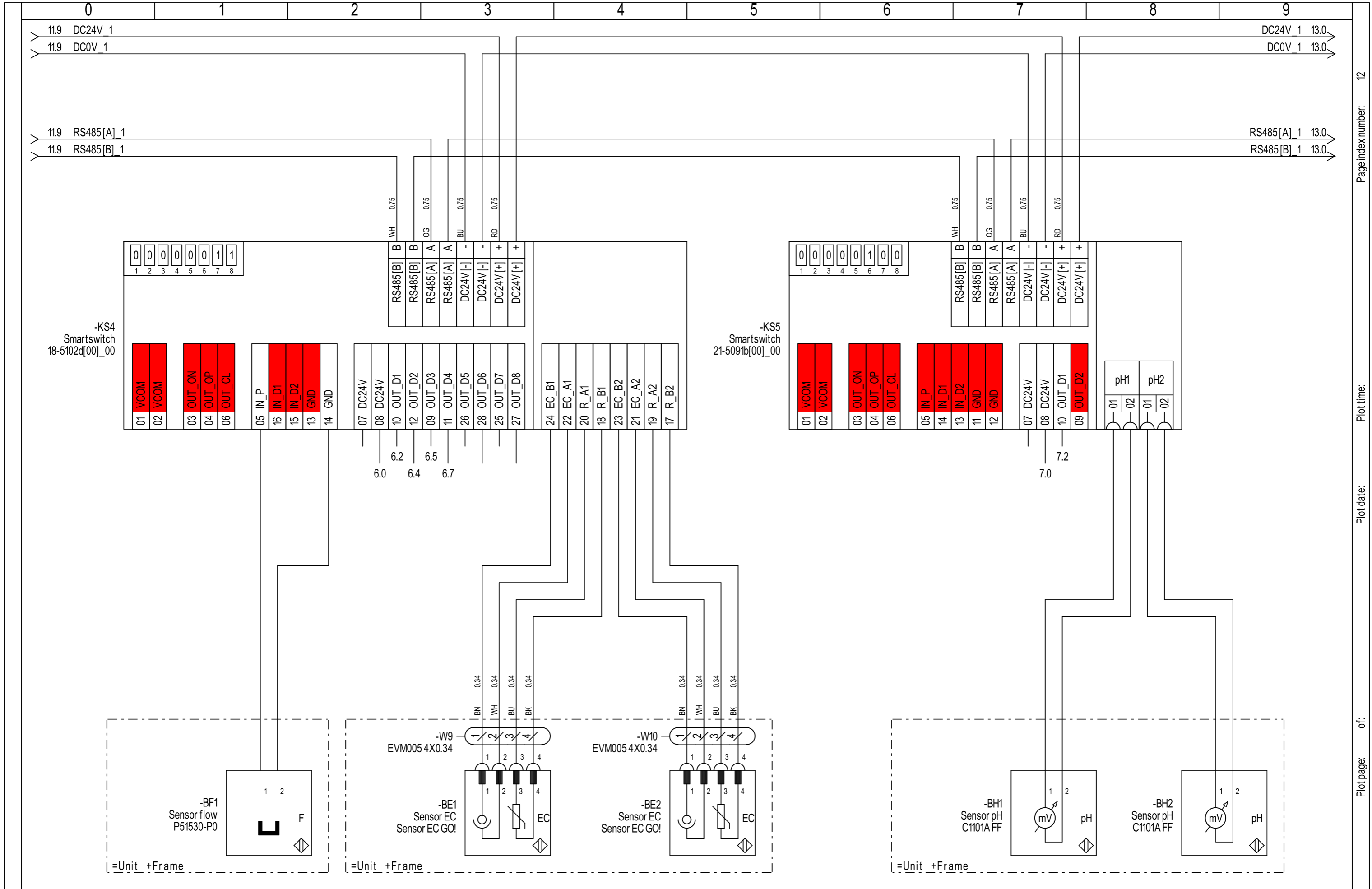
Project file:	85045012EAS010 FMX-Go! Control panel [3P400V+N+PE_60Hz]		Page initial date:	23/06/2023	Symbol scale:	1:1	Page:	8
Project number:	Function (-): =Unit		Project initial date:	23/06/2023	Page designed by:	MBL	Drawing scale:	1:1 of: 15
URL:	http://www.Ridder.com		Location (+):	+Main cabinet	Project designed by:	MBL	Page revision date:	Page index:
Document number:	85045012EAS009		Product (-):	-Supply EC valve [01]	Project status:	[As Build]	Page revision:	



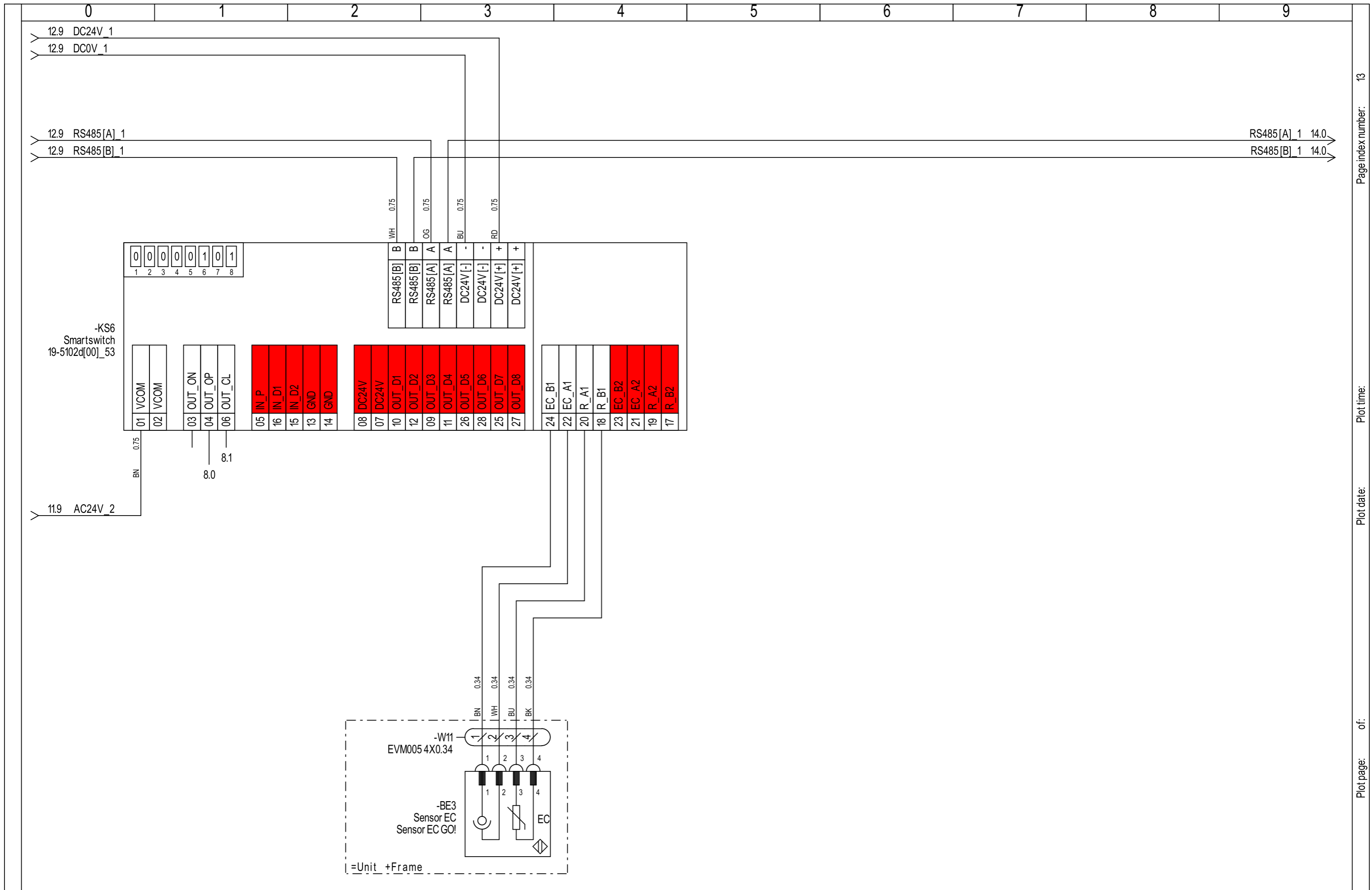
Project file:	85045012EAS010 FMX-Go! Control panel [3P400V+N+PE_60Hz]		Page initial date:	23/06/2023	Symbol scale:	1:1	Page:	9			
Project number:		Function (-):	=Unit	Project initial date:	23/06/2023	Page designed by:	MBL	Drawing scale:	1:1	of:	15
URL:	http://www.Ridder.com		Location (+):	+Main cabinet		Page revision date:		Page index:			
Document number:	85045012EAS009		Product (-):	-Conditions system pump		Project status:	[As Build]	Page revision:			



Project file:	85045012EAS010 FMX-Go! Control panel [3P400V+N+PE_60Hz]		Page initial date:	23/06/2023	Symbol scale:	1:1	Page:	10			
Project number:		Function (-):	=Unit	Project initial date:	23/06/2023	Page designed by:	MBL	Drawing scale:	1:1	of:	15
URL:	http://www.Ridder.com		Location (+):	+Main cabinet		Page revision date:		Page index:			
Document number:	85045012EAS009		Product (-):	-Conditions filling pump		Project status:	[As Build]	Page revision:			



Project file:	85045012EAS010 FMX-Go! Control panel [3P400V+N+PE_60Hz]		Page initial date:	23/06/2023	Symbol scale:	1:1	Page:	12
Project number:	=Unit	Function (-):	Project initial date:	23/06/2023	Page designed by:	MBL	Drawing scale:	1:1 of: 15
URL:	http://www.Ridder.com	Location (+):	Project designed by:	MBL	Page revision date:		Page index:	
Document number:	85045012EAS009	Product (-):	Project status:	[As Build]	Page revision:			



Project file:	85045012EAS010 FMX-Go! Control panel [3P400V+N+PE_60Hz]	Page initial date:	23/06/2023	Symbol scale:	1:1	Page:	13
Project number:	Function (-): =Unit	Project initial date:	23/06/2023	Page designed by:	MBL	Drawing scale:	1:1 of: 15
URL:	http://www.Ridder.com	Location (+):	+Main cabinet	Project designed by:	MBL	Page revision date:	
Document number:	85045012EAS009	Product (-):	-Smartswitch [KS6]	Project status:	[AsBuild]	Page revision:	

